

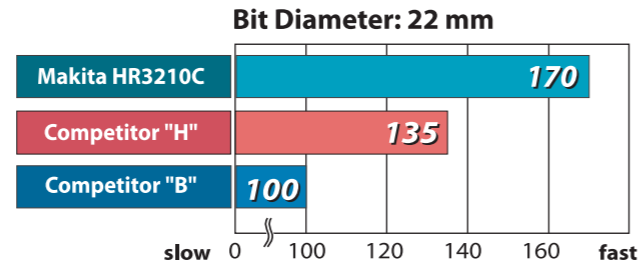



## Comparison of Efficiency

Note: 1. It may differ under some conditions.  
2. Numbers in the charts below are relative values when the capacities of Competitor "B" are indexed at 100.

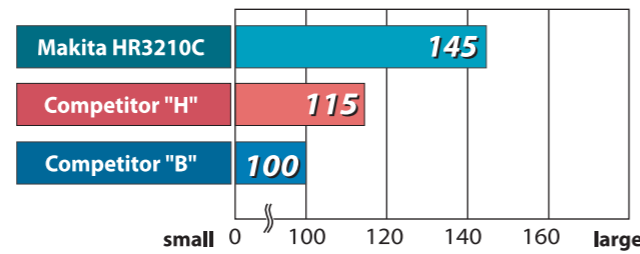
### 1 Drilling

Test conditions:  
Drilled in concrete with compressive strength of 40N/mm<sup>2</sup>.



### 2 Chipping

Test conditions:  
Chipped concrete with compressive strength of 40N/mm<sup>2</sup>.



1-1/4" Rotary Hammers	HR3210C / HR3210FCT	350 Watt
Double Insulation	<b>HR3210C</b>	<b>HR3210FCT</b>
Variable Speed	SDS-PLUS	SDS-PLUS
Electronic Speed Control	<b>Maximum Capacities</b> Concrete (TCT): 1-1/4" (32 mm) Concrete (Core Bit): 3-1/2" (90 mm)	<b>Concrete (TCT):</b> 1-1/4" (32 mm) <b>Concrete (Core Bit):</b> 3-1/2" (90 mm)
Soft Start	<b>No Load Speed</b> 315 - 630 RPM	315 - 630 RPM
Torque Limiter	<b>Blows Per Minute</b> 1,650 - 3,300 BPM	1,650 - 3,300 BPM
SDS-Plus Shank	<b>Impact Energy</b> 5.5 J (4.1 ft. lbs)	5.5 J (4.1 ft. lbs)
Carrying Case	<b>AMPS (120V)</b> 8.2 A	8.2 A
Built-in Job Light	<b>Overall Length</b> 15-5/8" (398 mm)	(with Quick Change Drill Chuck) 16-3/4" (424 mm)
	<b>Net Weight</b> 11.5 lbs (5.2 kg)	11.9 lbs (5.4 kg)
	<b>HR3210C Standard Equipment:</b> Bit Grease (194683-7), Side Handle (135197-7), Depth Gauge (321248-4), Plastic Carrying Case (824825-6)	
	<b>HR3210FCT Standard Equipment:</b> Bit Grease (194683-7), Side Handle (135197-7), Depth Gauge (321248-4), Quick Change Drill Chuck (194568-7), Plastic Carrying Case (824825-6)	

When QUALITY & SERVICE COUNTS – Choose Makita

makita.ca

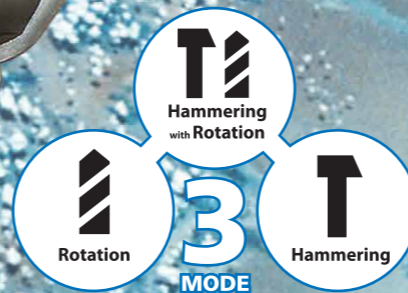


## 1-1/4" Rotary Hammers HR3210C, HR3210FCT



# SDS-plus 32mm

Learned from the Mother Earth



# AVT

ANTI VIBRATION TECHNOLOGY

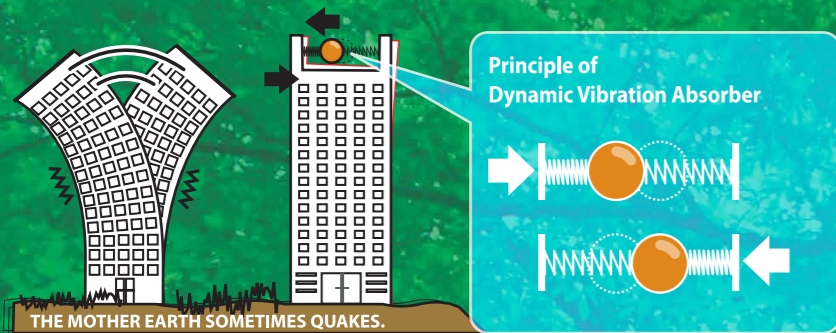
# AVT

Anti-Vibration Technology  
(HR3210C and HR3210FCT only)

## Learned from the Mother Earth

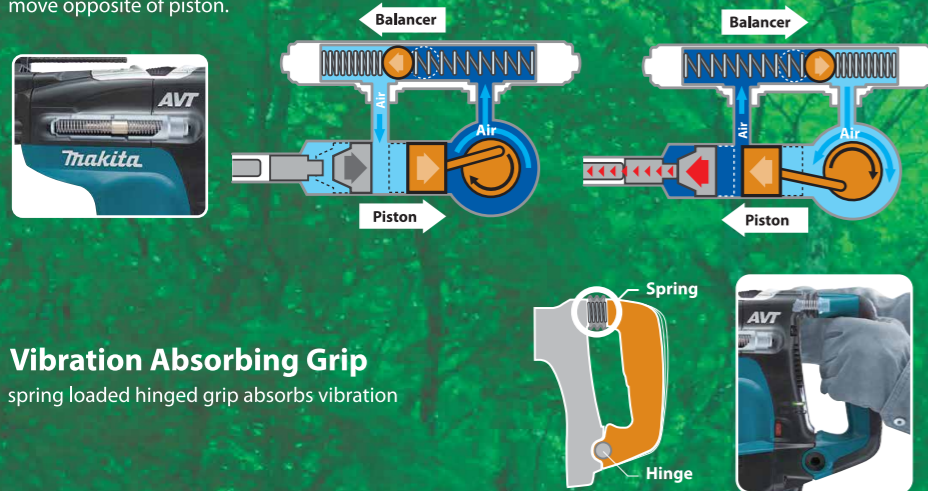
How to generate  
How to manage  
How to bring you

POWER  
VIBRATION  
COMFORT



### MAKITA's "Active" Dynamic Vibration Absorber

shift of air pressure in crank room and barrel room "actively" controls balancer to move opposite of piston.



### Vibration Absorbing Grip

spring loaded hinged grip absorbs vibration

### See the Result of AVT

Comparison of Vibration level\* and Time to reach ELV (Exposure Limit of Vibration)\*\*

	20min	40min	60min	80min	100min	Time to reach ELV
HR3210C HR3210FCT		● 10.0m/s <sup>2</sup>				120min
Competitor H			● 14.5m/s <sup>2</sup>			57min
Competitor B				● 16.5m/s <sup>2</sup>		44min
Vibration level	10m/s <sup>2</sup>	15m/s <sup>2</sup>	20m/s <sup>2</sup>	25m/s <sup>2</sup>		

\*It is known as the tri-axial value and value at Directive of A(8).

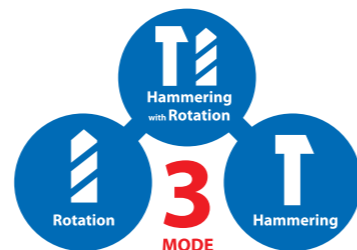
\*\*It means the maximum amount of vibration that an operator may be exposed to on any single day.

Powerful Impact Energy: 5.5J  
Vibration Level with AVT: 10m/s<sup>2</sup>

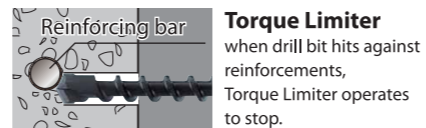
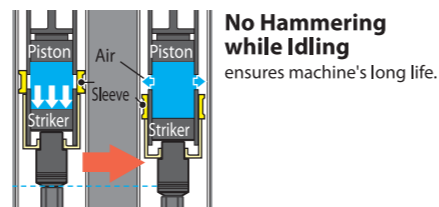


Photo: HR3210C

## Forcible Drilling and Chipping with Ultra-Low Vibration

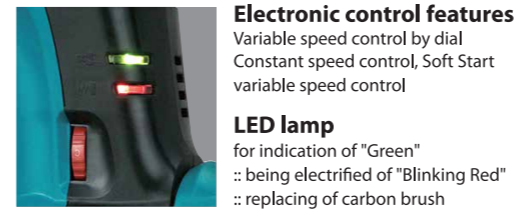
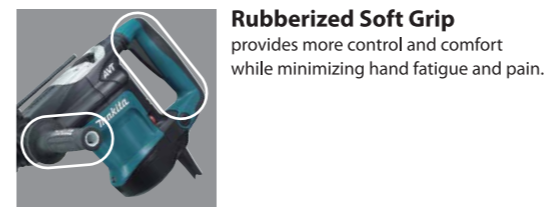


Simple Single-Lever Control for Changing Operation Mode



24 Angle Settings of Chisel bit

Slide Chuck  
:: push-in and Go  
:: slide-back and Pull



3 mode Combination Hammer SDS-Plus Shank

### HR3210FCT



Active Dynamic Vibration Absorber  
Vibration Absorbing Grip

# AVT

### HR3210C



Active Dynamic Vibration Absorber  
Vibration Absorbing Grip